




Fitting Instructions for RAD0127BK/TI Radiator Guard
KTM 690 DUKE 1111 2012



In This Kit There Should Be
1x Radiator Guard (RAD0127BK)
2 x M6x15mm Button head bolts
2 x M6 washers
2x 100mm Lengths of self-adhesive Foam



- To fit the radiator guard to the bike cut the foam strip provided into 10mm wide pieces and stick them to the back of the radiator guard frame, so that they sit between the radiator guard and the radiator.
- Remove the two upper radiator-mounting push rivets in position arrowed in picture above left.
- Undo and remove the lower radiator-mounting nuts arrowed in picture above right.
- Offer the radiator guard into position and use the original nuts to secure the guard and radiator into position as shown above right.
- Use the bolts and washers from kit to secure the remaining upper mounts as shown above left.

ISSUE 1 27/06/2012 (NSY)

R&G Racing
Unit 1, Shelley's Lane, East Worldham, Alton, Hampshire, GU34 3AQ
Tel: +44 (0)1420 89007 Fax: +44 (0)1420 87301 www.rg-racing.com Email: info@rg-racing.com




Instructions de montage
RAD0127BK/TI Grille de protection radiateur
KTM 690 DUKE 1111 2012



Le kit doit contenir:

- 1x Grille de protection radiateur (RAD0127BK)**
- 2 x M6x15mm Boulons à tête ronde**
- 2 x M6 rondelles**
- 2x 100mm Mousse autocollante**




- Couper la mousse en bandeaux de 10mm et collez les ensuite au bas du cadre de protection radiateur, de sorte à ce que la mousse soit située entre le cadre et la protection R&G elle-même.
- Enlever les 2 rivets supérieurs du support radiateur (photo en haut à gauche).
- Desserrer puis enlever les écrous inférieurs du support radiateur (photo en haut à droite).
- Mettre la grille de protection en position et utilise les écrous d'origine pour fixer la grille et le radiateur en position (photo en haut à droite).
- Utiliser les boulons et les rondelles du kit pour fixer les supports supérieurs restants (photo en haut à gauche).



Montageanleitung für den RAD0127BK/TI Kühlerschutz
KTM 690 DUKE 1111 Modell 2012



Dieser Kit beinhaltet:
1x Kühlerschutz (RAD0127BK)
2x 100mm selbstklebende Schaumstoffstreifen
1x M6x15mm Halbrundkopfschraube
2x M6 Unterlegscheiben
2 x 100 mm selbstklebende Schaumstoffstreifen



- Um den Kühlerschutz am Motorrad zu montieren, schneiden Sie zuerst die mitgelieferten Schaumstoff-Streifen in 10 mm breiten Streifen und kleben Sie die auf der Rückseite des Kühlerschutzrahmens, so dass sie zwischen dem Kühlerschutz und dem Kühler angebracht sind.
- Entfernen Sie die zwei oberen Montageningen am Kühler, die auf dem oberen Bild (links) abgebildet sind.
- Lösen und entfernen Sie die zwei unteren Montagemutter, die auf dem oberen Bild (rechts) abgebildet sind.
- Den Kühlerschutz in Position bringen und mittels der Originalmutter, den Kühlerschutz und den Kühler befestigen, wie oben rechts abgebildet.



- Verwenden Sie die Schrauben vom Kit, um die übrigen Montagehalterungen oben zu befestigen – siehe Bild oben links.

AUSGABE 1 27/06/2012 (NSY)

CONSUMER NOTICE

The catalogue description and any exhibition of samples are only broad indications of the Products and R&G may make design changes which do not diminish their performance or visual appeal and supplying them in such state shall conform to the order. The Buyer acknowledges no representation or warranty (other than as to title) has been given or will apply to the Products other than those in R&G's order or confirmation and the Buyer confirms it has chosen the Products as being of merchantable quality and suitable for its particular purposes. Where R&G fits the Products or undertakes other services it shall exercise reasonable skill and care and rectify any fault free of charge unless the workmanship has been disturbed. The Buyer is responsible for ensuring that the warranty on the motorcycle is not affected by the fitting of the Products. On return of any defective Products R&G shall at its option either supply a replacement or refund the purchase money but shall not be liable if the Products have been modified or used or maintained otherwise than in accordance with R&G's or manufacturer's instructions and good engineering practice or if the defect arises from accident or neglect. Other than identified above and subject to R&G not limiting its liability for causing death and personal injury, it shall not be liable for indirect or consequential loss and otherwise its liability shall be limited to the amounts paid by the Buyer for the Products or the fitting or service concerned. These terms do not affect the Buyer's statutory rights.

R&G RACING RETURNS POLICY (NON-FAULTY GOODS)

Returns must be pre-authorized (if not pre-authorized the return will be rejected). Goods may only be returned direct to us if they were purchased direct from us (customer must prove if necessary). Otherwise to be returned to original vendor. Goods must be in re-sellable condition, in the opinion of R&G Racing. All returns are subject to a 25% restocking and handling fee (25% of the gross value exc. P&P – at the prevailing price at time of purchase). The customer must pay any and all carriage charges. No returns of discontinued products, unless within 14 days of purchase. This policy does not affect your statutory rights and does not refer to faulty goods.